



Buy it for looks. Buy it for life.®

# Specifications

## SINK DESCRIPTION

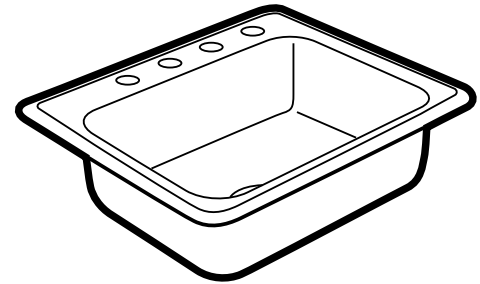
- Manufactured of 20 gauge stainless steel
- The large bowl is a minimum of 21" wide by 16" and is 8" deep
- The sink ledge has four fixture mounting holes, 1-1/2" in diameter and 4" on center
- Has one recessed opening to accept a standard 3-1/2" drain assembly
- Soundshield undercoating maximizes sound deadening and inhibits condensation
- Includes all necessary mounting hardware

## CUT OUT DIMENSIONS

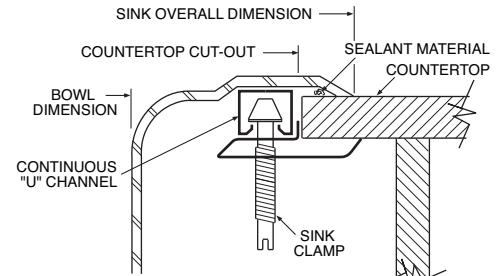
- Cut out dimensions are 24-3/8" x 21-3/8", with a 3/8" corner radius. A tolerance of plus or minus 1/16" is acceptable

## WARRANTY

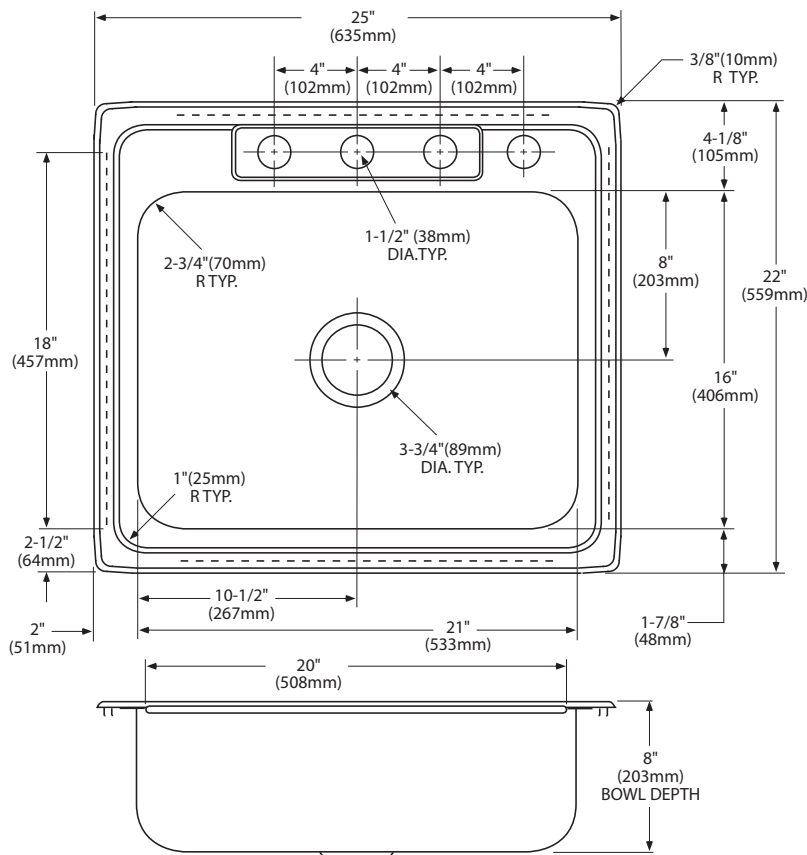
- Warranted for ten years against material or manufacturing defects



**Camelot®**  
**Single Bowl Drop-In Sink**  
**Model: 22230**  
**(KD-2522-4-8)**  
**- DISCONTINUED -**



**Installation Detail**



## CRITICAL DIMENSIONS

(DO NOT SCALE)

FOR MORE INFORMATION CALL: 1-800-BUY-MOEN

[www.moen.com](http://www.moen.com)